

Analysis of Amumni Feedback Response

Srikrishana College

Bagula, Nadia

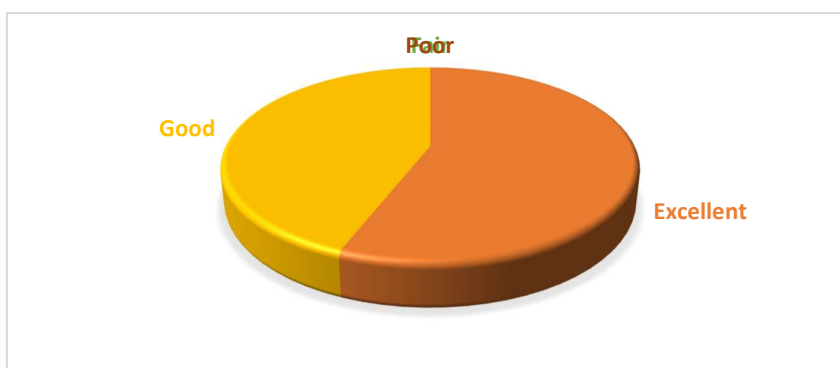
Form Link: <https://forms.gle/WAYfU11GGpHf31xs6>

Total no of responses:175

(All the entries are in the percentage w.r.t 175* responses)

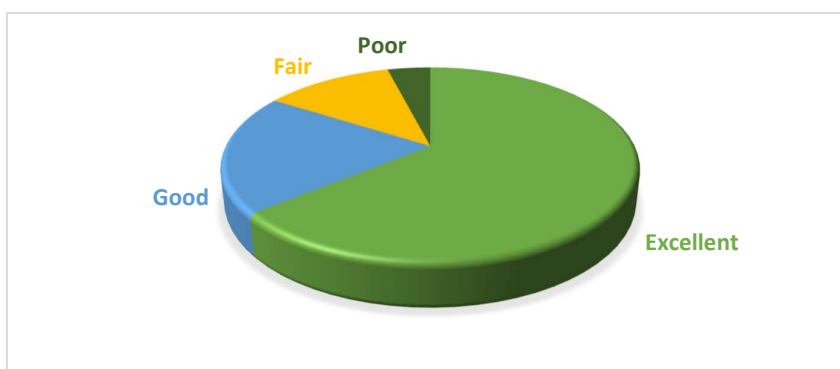
1. How do you rate about admission procedure in this college?

Excellent	Good	Fair	Poor	Scale of Opinion	% Of Opinion
56	44	0	0	Excellent & Good	100



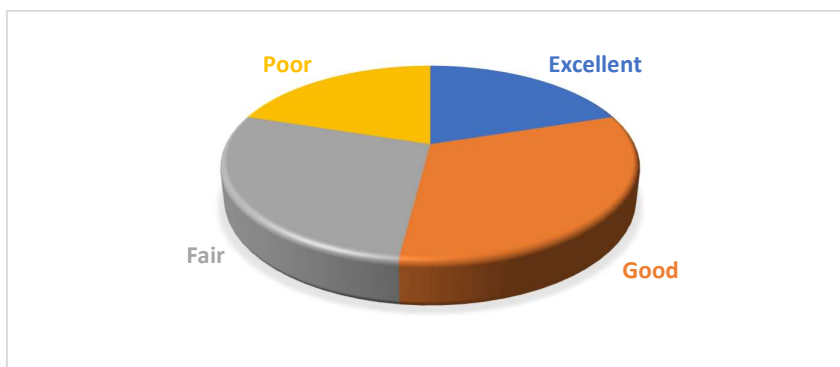
2. How do you rate about the Alumni Association/Network?

Excellent	Good	Fair	Poor	Scale of Opinion	% Of Opinion
64	20	12	4	Excellent & Good	84



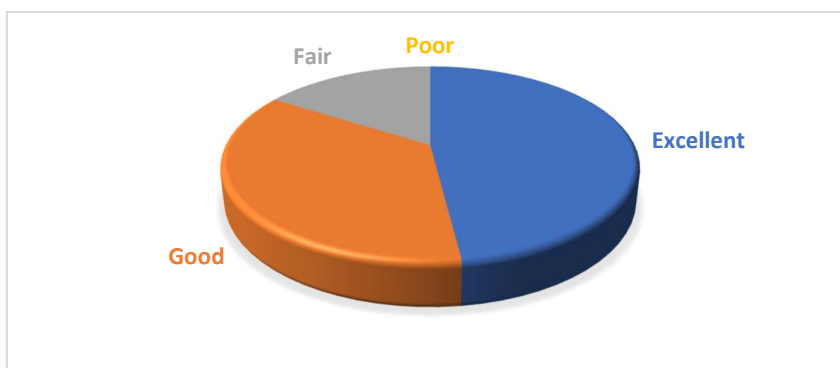
3. Canteen Facilities in the college?

Excellent	Good	Fair	Poor	Scale of Opinion	% Of Opinion
20	32	28	20	Good & Fair	60



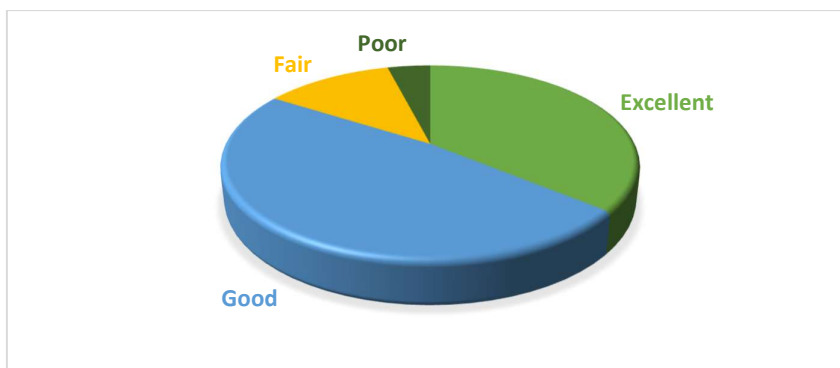
4. Your view on the college ambience?

Excellent	Good	Fair	Poor	Scale of Opinion	% Of Opinion
48	36	16	0	Excellent & Good	84



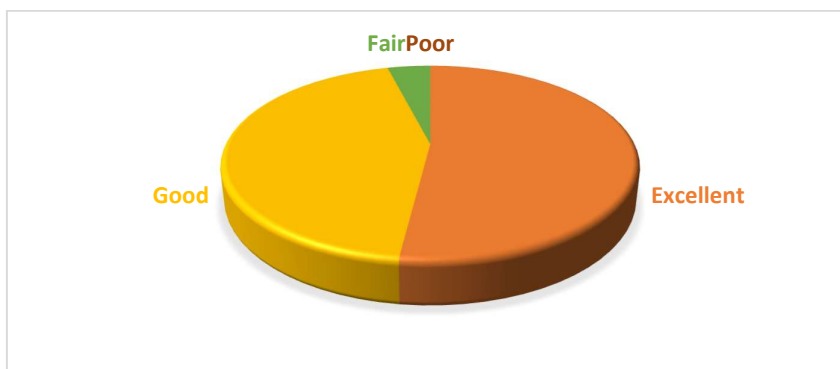
5. Overall environment of the college?

Excellent	Good	Fair	Poor	Scale of Opinion	% Of Opinion
36	48	12	4	Excellent & Good	84



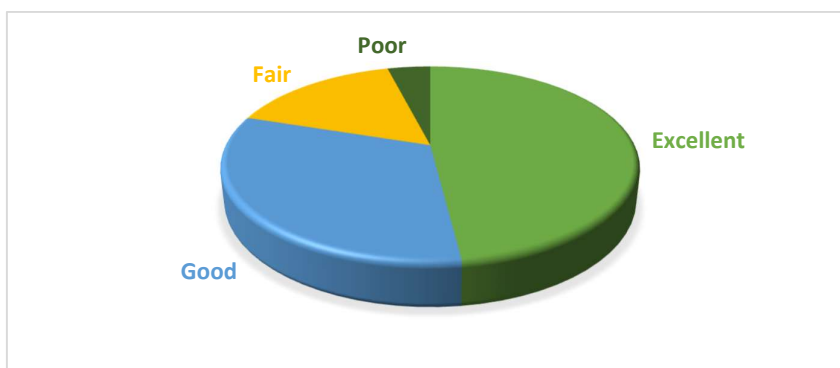
6. Faculty members of the college are

Excellent	Good	Fair	Poor	Scale of Opinion	% Of Opinion
52	44	4	0	Excellent & Good	96



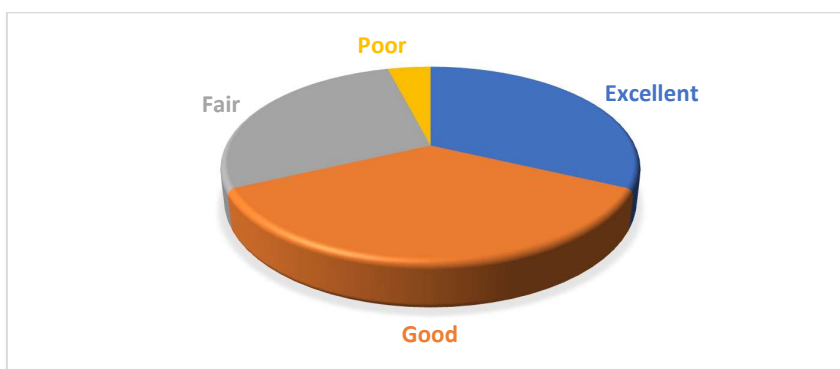
7. Fee structure of the college?

Excellent	Good	Fair	Poor	Scale of Opinion	% Of Opinion
48	32	16	4	Excellent & Good	80



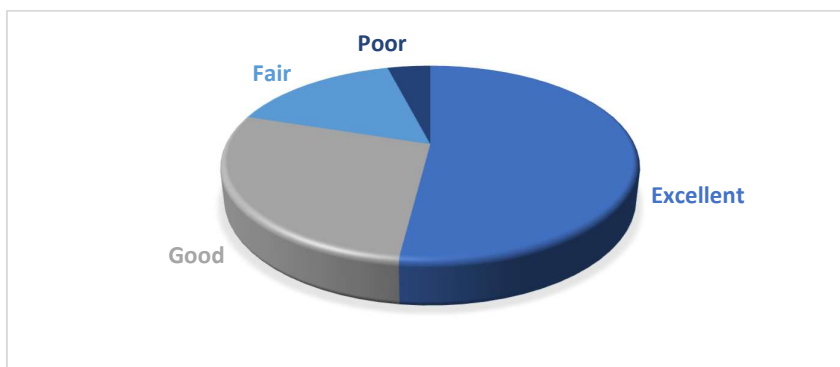
8. Extra-curricular activities ?

Excellent	Good	Fair	Poor	Scale of Opinion	% Of Opinion
32	36	28	4	Excellent & Good	68



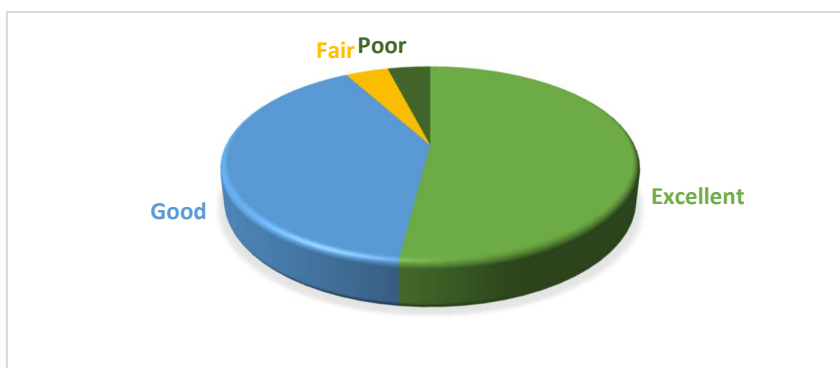
9. How do you rate the courses which are skills oriented?

Excellent	Good	Fair	Poor	Scale of Opinion	% Of Opinion
52	28	16	4	Excellent & Good	80



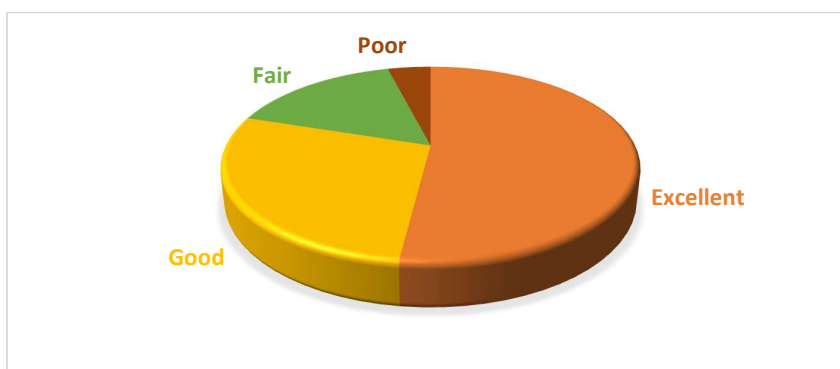
10. How do you rate the learning experience in terms of teaching and learning?

Excellent	Good	Fair	Poor	Scale of Opinion	% Of Opinion
52	40	4	4	Excellent & Good	92



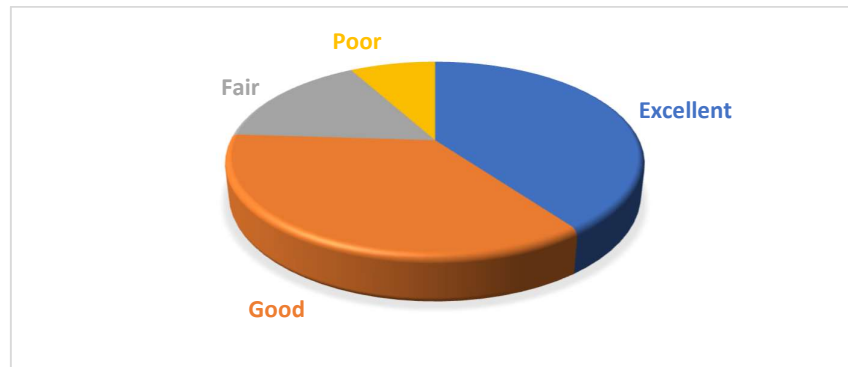
11. Infrastructure & Lab facilities?

Excellent	Good	Fair	Poor	Scale of Opinion	% Of Opinion
52	28	16	4	Excellent & Good	80



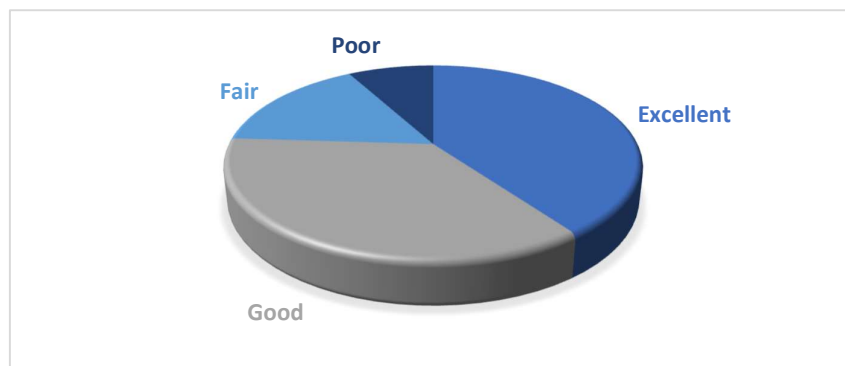
12. Library resources?

Excellent	Good	Fair	Poor	Scale of Opinion	% Of Opinion
40	36	16	8	Excellent & Good	76



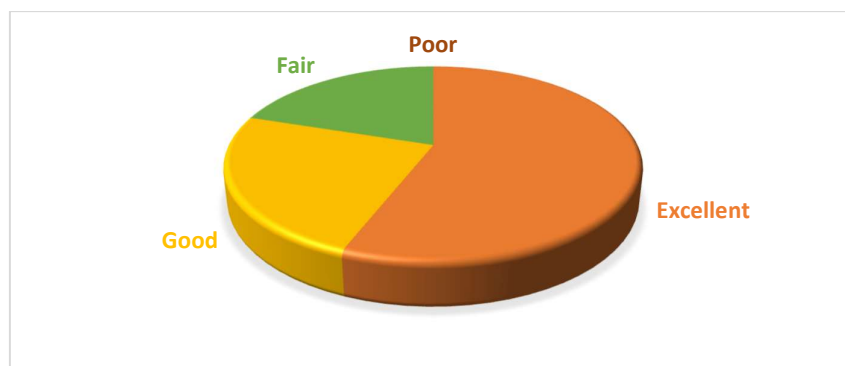
13.Course of study and its relevance to the real life application?

Excellent	Good	Fair	Poor	Scale of Opinion	% Of Opinion
40	36	16	8	Excellent & Good	76



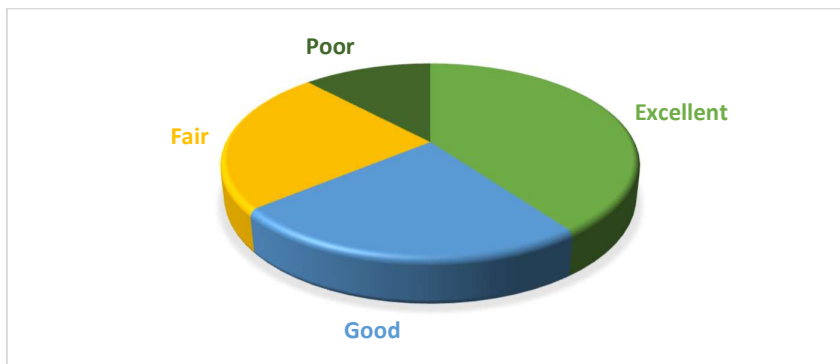
14.Overall rating of academic programs?

Excellent	Good	Fair	Poor	Scale of Opinion	% Of Opinion
56	24	20	0	Excellent & Good	80

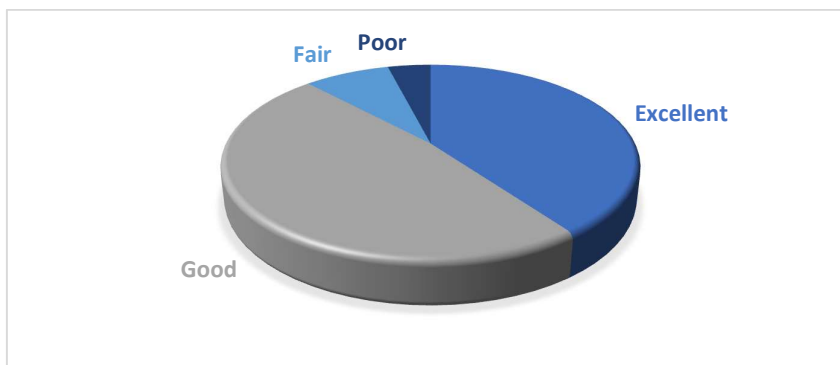


15.Training & Placement?

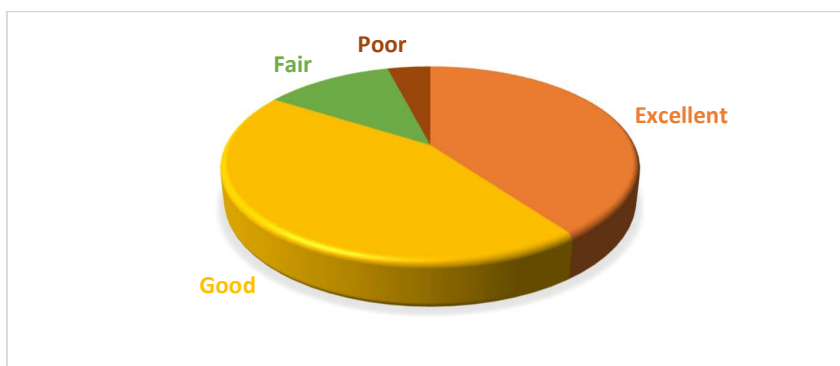
Excellent	Good	Fair	Poor	Scale of Opinion	% Of Opinion
40	24	24	12	Excellent & Good	64

**16.Overall capability of students passing out of this College?**

Excellent	Good	Fair	Poor	Scale of Opinion	% Of Opinion
40	48	8	4	Excellent & Good	88

**17.How do you rate development activities organized by the Department/College for overall development?**

Excellent	Good	Fair	Poor	Scale of Opinion	% Of Opinion
40	44	12	4	Excellent & Good	84

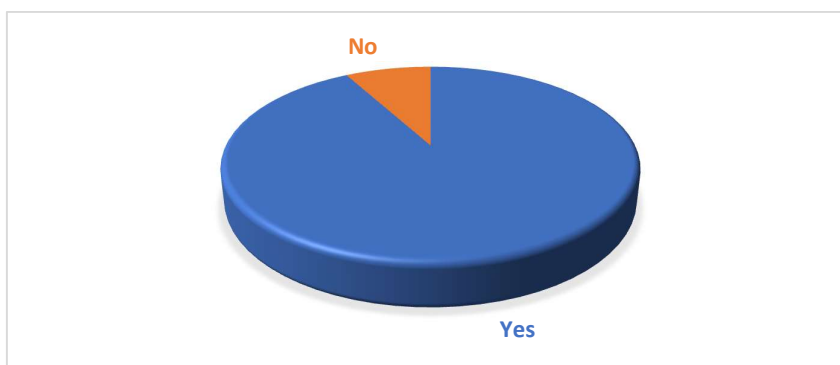


18. Do you feel proud to be associated with our college as an Alumni?

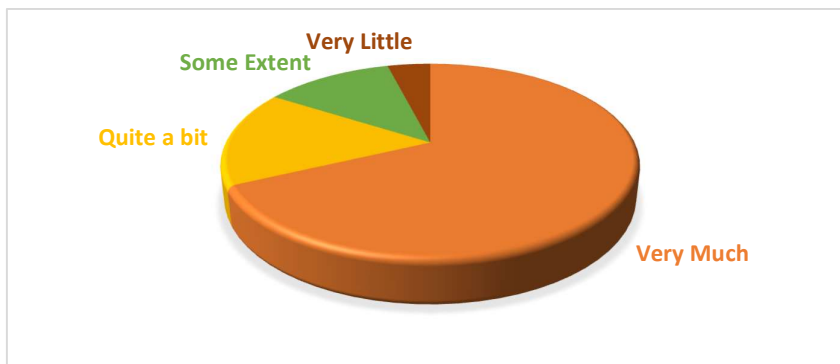
Yes	No
92	0

**19. Are you willing to participate in the alumni activities for the development of the university?**

Yes	No
92	8

**20. Were your grievances properly handled at the Department/College?**

Very Much	Quite a bit	Some Extent	Very Little	Scale of Opinion	% Of Opinion
68	16	12	4	Very Much and Quite a bit	84



Alumni Feedback Analysis Report (2024–25)

1. Explicit General Observation & Report

The overall alumni sentiment is strongly positive, highlighting institutional excellence in academics, faculty quality, and student engagement. Out of 175 respondents, 100% rated the admission process positively, 96% commended faculty, and 92% praised teaching and learning. Most alumni (92%) expressed pride in the college and willingness to engage in its activities, reflecting deep institutional loyalty. Recurrent strengths include effective administration, supportive faculty, and relevant programs. However, operational facilities such as canteen services, placements, and resource infrastructure received comparatively lower satisfaction levels.

2. Areas Needing Improvement

- A. Canteen Facilities: Only 60% rated good or excellent; hygiene and quality remain concerns.
- B. Training & Placement: 64% satisfaction; limited employer linkage and job readiness need attention.
- C. Extra-curricular Activities: 68% satisfaction; lack of variety and low participation noted.
- D. Library Resources & Course Relevance: 76% satisfaction; need for richer digital and applied content.
- E. Infrastructure & Labs: 80% satisfaction; modernization and maintenance required.
- F. Skill-Oriented Courses: 80% satisfaction; alignment with industry expectations can improve.
- G. Fee Structure: 80% positive but some concerns about value and transparency.
- H. Grievance Redressal: 84% satisfied; a transparent, timely system can enhance trust.

3. Suggested Actions

- A. **Canteen:** Conduct hygiene audits, upgrade menus, and monitor vendors. Short-term: Improve quality and cleanliness in 3 months. Long-term: Renovate facilities and digitalize feedback by year-end.
- B. **Training & Placement:** Strengthen industry collaboration and alumni-led mentoring. Short-term: Launch placement bootcamps and employer meets. Long-term: Build a sustained recruiter network and integrate credit-bearing internships.
- C. **Extra-curricular Activities:** Reorganize clubs and inter-department events. Short-term: Reactivate 3 high-impact clubs within 6 months. Long-term: Institutionalize student-led programs and inter-college fests.
- D. **Library & Curriculum:** Expand e-resources and link courses to industry needs. Short-term: Acquire high-demand materials; subscribe to digital databases. Long-term: Annual curriculum review with alumni and industry input.
- E. **Infrastructure & Labs:** Prioritize urgent repairs and phased upgrades. Short-term: Replace critical lab tools within 6 months. Long-term: Partner with industries for modern equipment.
- F. **Skill-Oriented Courses:** Introduce micro-certifications and practical training. Short-term: Pilot 2 workshops with alumni mentors. Long-term: Collaborate with corporate trainers for certification-linked courses.
- G. **Fee & Grievance:** Increase transparency in fee structure and establish an online grievance portal with real-time tracking.

4. Scope for Additional Improvement

Capitalize on alumni willingness (92%) by creating structured mentorship, donation, and internship programs. Introduce quarterly feedback surveys for faster issue tracking. Develop a digital alumni portal, promote success stories, and expand blended learning to enhance engagement and visibility.

5. Overall Conclusion

The feedback affirms Srikrishana College's academic excellence and alumni goodwill while identifying clear operational improvement areas. Targeted upgrades in placement, infrastructure, and student services—combined with stronger alumni-industry integration—will enhance satisfaction, employability, and reputation. With these data-driven reforms, the college can achieve sustainable institutional growth and deepen long-term alumni pride.

Rhosh 23.12.2025

Principal
Srikrishna College
P.O.-Bagula, Dist.-Nadia.